

# Khyber Pakhtunkhwa Corona Virus Disease COVID-19 Daily Update 29 July 2021

---

## 1. Snapshot figures for the day<sup>1</sup>

# 2923

Total Active Cases<sup>2</sup>

# 143213

Total Cases

# 414

New Cases Today

# 4444

Total Deaths

# 09

New Deaths Today

# 135846

Total Recovered

# 159

New Recoveries Today

# 2317821

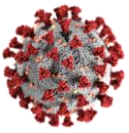
Total Tests

# 10091

New Tests Today

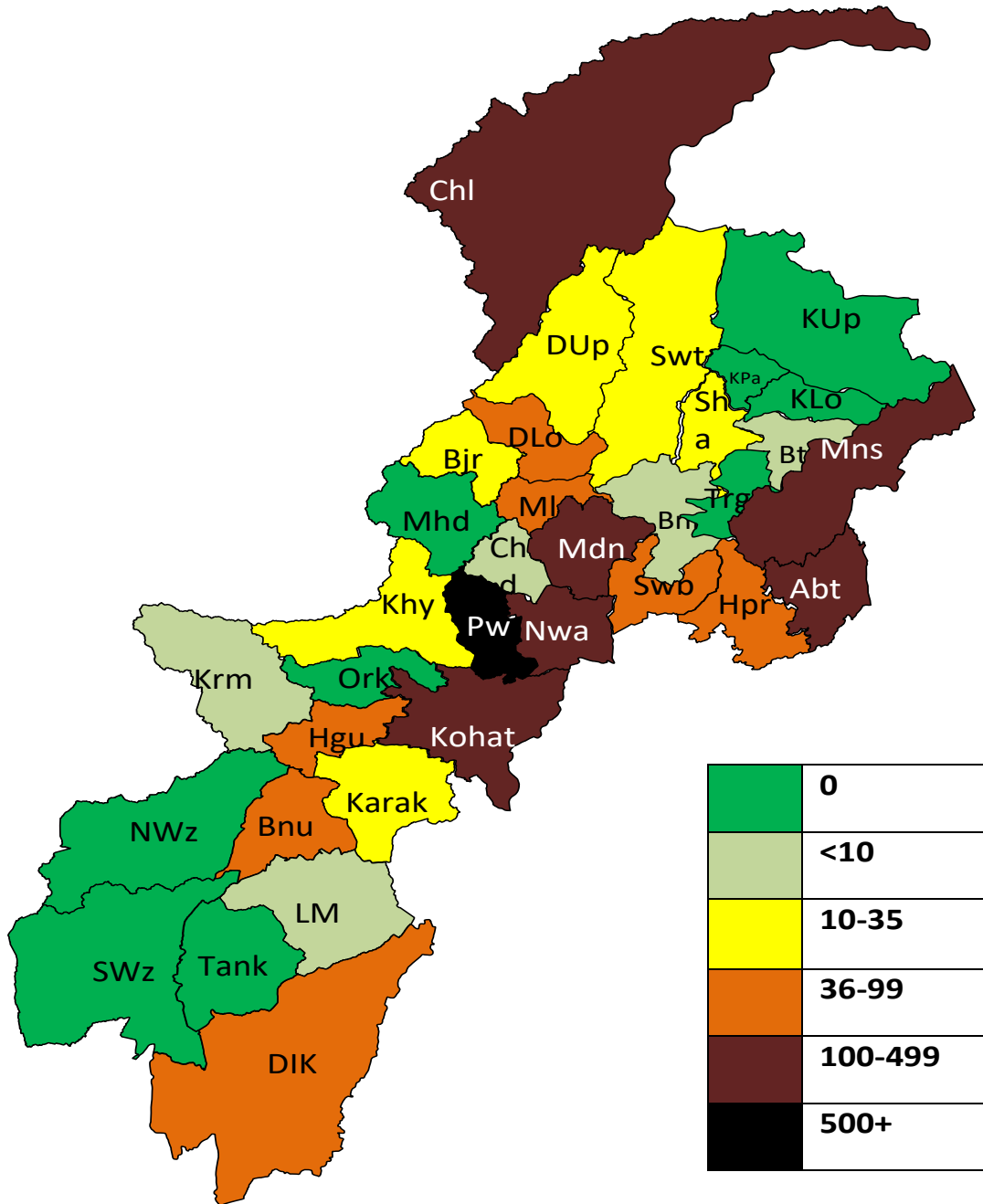
1. Figures up to 12 Midnight on the 28<sup>th</sup> July, 2021
2. Active cases = total cases till now – deaths – recoveries



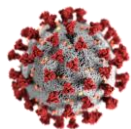


# Khyber Pakhtunkhwa Corona Virus Disease COVID-19 Daily Update 29 July 2021

## 2. Provincial Heatmap



Map colored by active cases



**Khyber  
Pakhtunkhwa  
Corona Virus  
Disease COVID-19  
Daily Update  
29 July 2021**

**3. District data**

District	Cases		Deaths		Recoveries	Active Cases
	Total	24 hrs	Total	24 hrs		
<b>Total</b>	<b>143213</b>	<b>414</b>	<b>4444</b>	<b>9</b>	<b>135846</b>	<b>2923</b>

**Peshawar Division**

PESHAWAR	52648	188	2155	1	49375	1118
CHARSADDA	3976	2	61	0	3907	8
NOWSHERA	6007	31	107	0	5693	207
KHYBER	2247	0	12	0	2223	12
MOHMAND	1246	0	2	0	1244	0
<b>Total</b>	<b>66124</b>	<b>221</b>	<b>2337</b>	<b>1</b>	<b>62442</b>	<b>1345</b>

**Mardan Division**

MARDAN	9141	21	418	1	8555	168
SWABI	4168	16	170	0	3919	79
<b>Total</b>	<b>13309</b>	<b>37</b>	<b>588</b>	<b>1</b>	<b>12474</b>	<b>247</b>

**Malakand Division**

SWAT	8477	12	367	4	8075	35
BUNER	1731	0	19	0	1702	10
DIR LOWER	4232	8	51	0	4108	73
DIR UPPER	2687	0	53	0	2620	14
SHANGLA	1314	2	5	0	1288	21
MALAKAND	4881	4	51	0	4803	27
CHITRAL LOWER	1858	5	17	0	1760	81
CHITRAL UPPER	1213	6	18	0	1125	70
BAJAUR	1920	8	83	1	1823	14
<b>Total</b>	<b>28313</b>	<b>45</b>	<b>664</b>	<b>5</b>	<b>27304</b>	<b>345</b>

**Hazara Division**

MANSEHRA	4031	7	40	0	3830	161
ABBOTTABAD	6135	43	270	1	5557	308
HARIPUR	4842	16	89	0	4697	56
TOR GHAR	256	0	0	0	252	4
KOHISTAN UPPER	275	0	0	0	275	0
KOHISTAN LOWER	184	0	0	0	184	0
KOLAI PALLAS	66	0	0	0	66	0
BATTAGRAM	1032	1	21	0	1009	2
<b>Total</b>	<b>16821</b>	<b>67</b>	<b>420</b>	<b>1</b>	<b>15870</b>	<b>531</b>

**Kohat Division**

KOHAT	4815	26	162	0	4392	261
HANGU	738	1	17	0	671	50
KARAK	1505	0	29	0	1464	12
KURRAM	1835	1	14	0	1816	5
ORAKZAI	591	0	3	0	588	0
<b>Total</b>	<b>9484</b>	<b>28</b>	<b>225</b>	<b>0</b>	<b>8931</b>	<b>328</b>

**Bannu Division**

BANNU	2357	6	96	0	2201	60
LAKKI MARWAT	834	1	1	0	826	7
NORTH WAZIRISTAN	312	0	1	0	311	0
<b>Total</b>	<b>3503</b>	<b>7</b>	<b>98</b>	<b>0</b>	<b>3338</b>	<b>67</b>

**Dera Ismail Khan Division**

DERA ISMAIL KHAN	2636	8	108	1	2469	59
TANK	356	1	0	0	355	1
SOUTH WAZIRISTAN	515	0	3	0	512	0
<b>Total</b>	<b>3507</b>	<b>9</b>	<b>111</b>	<b>1</b>	<b>3336</b>	<b>60</b>

**Quarantine/Travellers**

<b>Total</b>	<b>2152</b>	<b>0</b>	<b>1</b>	<b>0</b>	<b>2151</b>	<b>0</b>
--------------	-------------	----------	----------	----------	-------------	----------

